

Instructions for filling-up Online Application Form for Delhi Skill and Entrepreneurship University (DSEU) 2021-22

How to complete (DSEU) Online Admission Application Process?

The admission application process is comprising of the following steps:

- 1. Registration to the centralised portal for admissions**
- 2. Filling your admission application form for desired courses**
- 3. Confirm and submit the application form**
- 4. Pay the application fees**

The different steps of the above process are described below in a Step by Step manner.

Note : Applicants are required to keep the following things ready before applying:

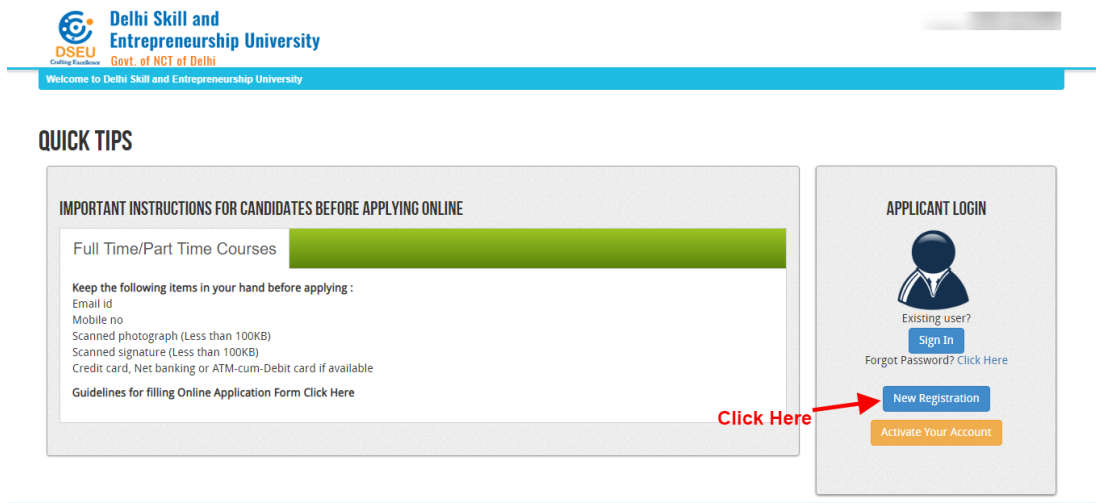
1. An E-mail ID for registration and for receiving all future correspondence till the admission process is over.
2. Mobile Number to receive SMS based notifications/communications related to the online application, Admit card, Admission etc till the admission process is over and subsequently, if admitted.
3. Scan copy in PDF format for all relevant supporting documents i.e., marksheet of qualifying examination, category certificate [if applicable] and other documents should be uploaded by the candidate along with the online application form.
4. Scan copy of a recent passport size colour photograph (for uploading in "jpeg/jpg" formats are allowed. File size of scanned photograph should not ideally be more than 100KB).
5. Your signature using Blue/Black pen on white sheet (for scanning and uploading in "jpeg/jpg" format only. File size of scanned signature should not ideally be more than 100KB).
6. Ability to pay online using any of the following methods:
 - Net Banking
 - Credit Card
 - Debit Card

Note: If there is any change in this rule it will be notified in the Notice section of the website.

HOW TO COMPLETE THE REGISTRATION TO THE ADMISSION PORTAL?

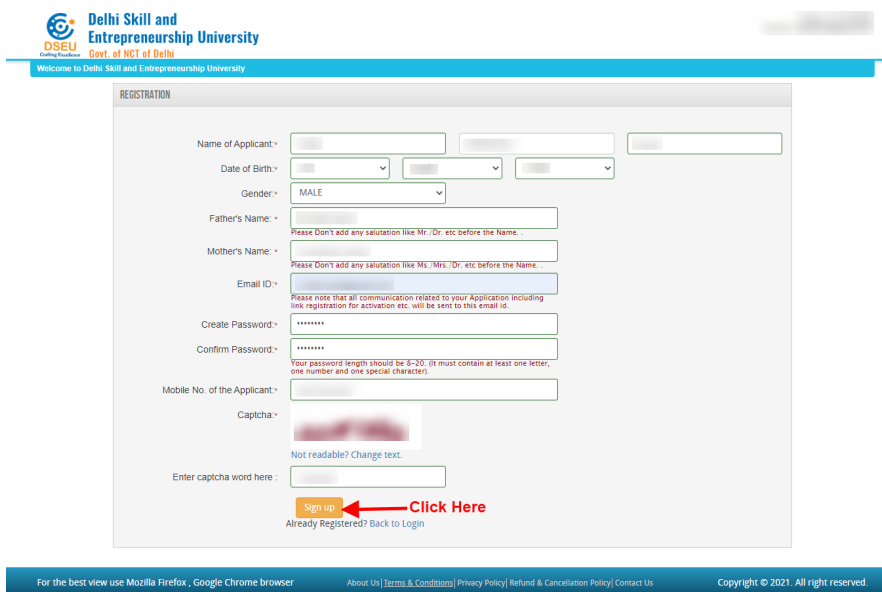
Step 1: Please click on **"Apply Now for CET"** button given on the home page of the DSEU (DSEU) Application Portal from the website: <http://dseuonline.in>

Step 2: On clicking the link, you will be directed to a new page as given below. Please click on the **"New Registration"** link.



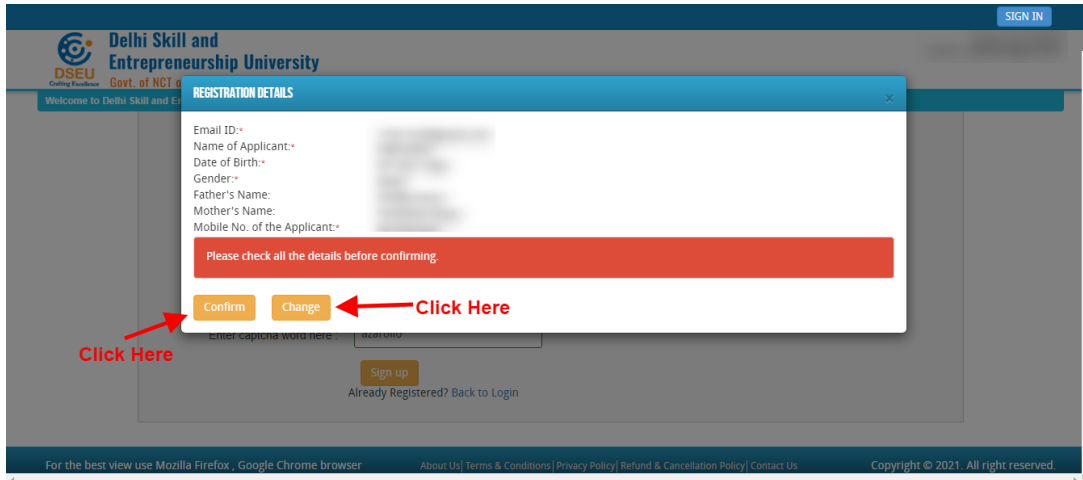
The screenshot shows the DSEU Application Portal Home Page. At the top, there is a header with the DSEU logo and name. Below the header, there is a blue banner with the text "Welcome to Delhi Skill and Entrepreneurship University". The main content area is divided into two sections. On the left, there is a "QUICK TIPS" section with a box titled "IMPORTANT INSTRUCTIONS FOR CANDIDATES BEFORE APPLYING ONLINE". This box lists the following items to keep in hand before applying: Email id, Mobile no, Scanned photograph (Less than 100KB), Scanned signature (Less than 100KB), Credit card, Net banking or ATM-cum-Debit card if available, and a link to "Guidelines for filling Online Application Form Click Here". On the right, there is an "APPLICANT LOGIN" section with a user icon, a "Sign In" button, and links for "Existing user?", "Forgot Password? Click Here", "New Registration", and "Activate Your Account". A red arrow points from the text "Click Here" to the "New Registration" button.

Step 3: When you click the link you will be shown a Registration Form asking for various details. Fields for information which is mandatory are marked with "*". These fields cannot be left blank. Once you fill in the details, you can click on the **"Sign up"** button at the bottom for completing the registration process.



The screenshot shows the DSEU Application Portal Registration Form. The form is titled "REGISTRATION" and contains the following fields: Name of Applicant (with a dropdown for "Name of Applicant"), Date of Birth (with a dropdown for "Date of Birth"), Gender (with a dropdown for "Gender"), Father's Name (with a dropdown for "Father's Name"), Mother's Name (with a dropdown for "Mother's Name"), Email ID (with a dropdown for "Email ID"), Create Password (with a dropdown for "Create Password"), Confirm Password (with a dropdown for "Confirm Password"), Mobile No. of the Applicant (with a dropdown for "Mobile No. of the Applicant"), and Captcha (with a dropdown for "Captcha"). There are also links for "Not readable? Change text." and "Enter captcha word here:". At the bottom, there is a "Sign up" button and a link for "Already Registered? Back to Login". A red arrow points from the text "Click Here" to the "Sign up" button.

When you click the "Sign up" button here, you will get a new pop-up asking you to confirm the filled details in the Registration form. **PLEASE NOTE THAT DETAILS SUBMITTED DURING REGISTRATION CANNOT BE CHANGED LATER. SO MAKE SURE YOU DO NOT MAKE ERRORS IN THE INFORMATION YOU FILL IN THIS STEP.** If all details are correct then click **"Confirm"** for completing the registration process or click on **"Change"** to go back and edit the details.



Delhi Skill and Entrepreneurship University
DSEU
Govt. of NCT of Delhi

REGISTRATION DETAILS

Email ID:-
Name of Applicant:-
Date of Birth:-
Gender:-
Father's Name:-
Mother's Name:-
Mobile No. of the Applicant:-

Please check all the details before confirming.

Confirm Change Click Here

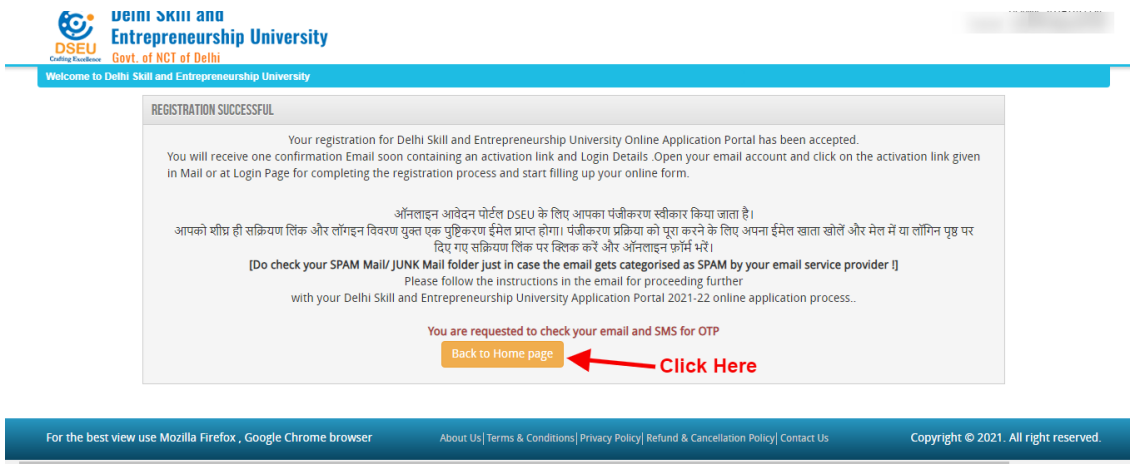
Enter Captcha word here

Sign up
Already Registered? Back to Login

For the best view use Mozilla Firefox , Google Chrome browser About Us| Terms & Conditions| Privacy Policy| Refund & Cancellation Policy| Contact Us Copyright © 2021. All right reserved.

Step 4: Activation and validation of Registration:

On successful submission of registration details, you will be shown a confirmation message on the screen as below.



Delhi Skill and Entrepreneurship University
DSEU
Govt. of NCT of Delhi

Welcome to Delhi Skill and Entrepreneurship University

REGISTRATION SUCCESSFUL

Your registration for Delhi Skill and Entrepreneurship University Online Application Portal has been accepted.

You will receive one confirmation Email soon containing an activation link and Login Details .Open your email account and click on the activation link given in Mail or at Login Page for completing the registration process and start filling up your online form.

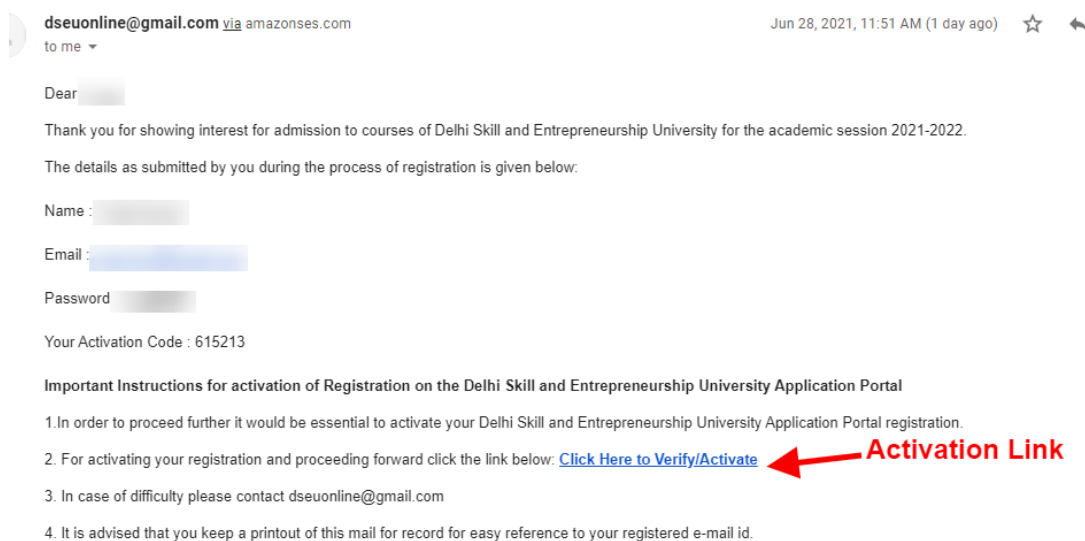
ऑनलाइन आवेदन पोर्टल DSEU के लिए आपका पंजीकरण स्वीकार किया जाता है।
आपको शीघ्र ही सक्रियण लिंक और लॉगइन विवरण युक्त एक पुष्टिकरण ईमेल प्राप्त होगा। पंजीकरण प्रक्रिया को पूरा करने के लिए अपना ईमेल खाता खोलें और मेल में या लॉगिन पृष्ठ पर दिए गए सक्रियण लिंक पर क्लिक करें और ऑनलाइन फॉर्म भरें।
[Do check your SPAM Mail/ JUNK Mail folder just in case the email gets categorised as SPAM by your email service provider.]
Please follow the instructions in the email for proceeding further
with your Delhi Skill and Entrepreneurship University Application Portal 2021-22 online application process..

You are requested to check your email and SMS for OTP

Back to Home page Click Here

For the best view use Mozilla Firefox , Google Chrome browser About Us| Terms & Conditions| Privacy Policy| Refund & Cancellation Policy| Contact Us Copyright © 2021. All right reserved.

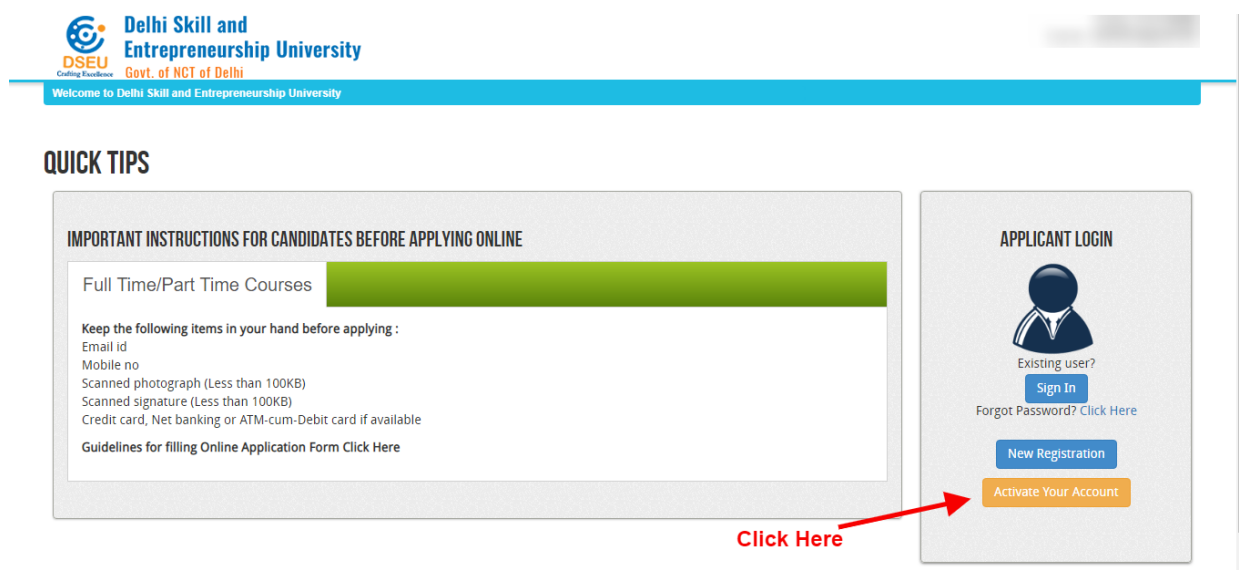
You will also **receive an email** on the e-mail ID provided by you in the registration form and a validation code on your registered mobile number. The email will contain an **activation link**. You need to click this activation link to confirm and complete your registration process.



Click on the activation link received in the email. Your account will not be activated until you have clicked on this activation link, so, do not forget this important step.

Note: The Email that contains confirmation and activation link might land up in your "Updates/Promotion/Spam Folder". So, in case you do not find the registration confirmation email in your "Inbox", please check your "Updates/Promotion/Spam Folder". If you find the email from dseuonline@gmail.com in your "Spam Folder" or "Junk Folder", please report it as "Not Spam" and/or add the same to your contact list so that the subsequent emails from dseuonline@gmail.com always come in your Inbox. Always check your "Spam Folder" or "Junk Folder" for emails from the DSEU Portal.

In case your activation link doesn't work then click on the activate your account button and follow the steps as shown in the screenshot below.



ACTIVATION

Username*

← Username

Enter Activation Code / OTP*

← Activation code

← Click Here

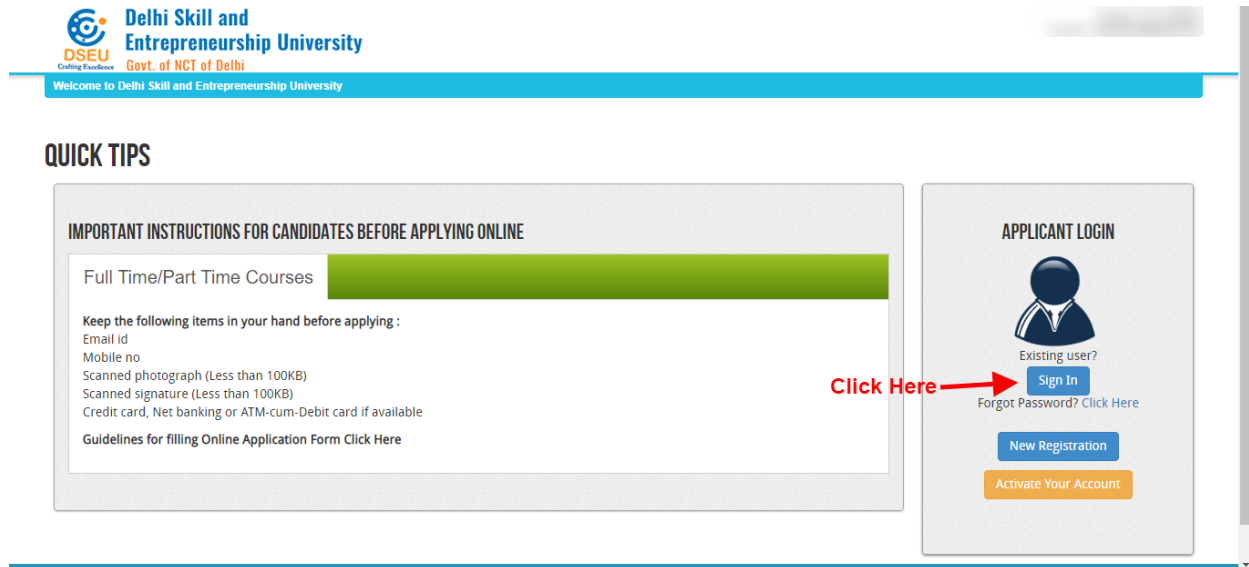
Your activation code has been sent on your registered email id and mobile number given at the time of registration. SMS on your mobile may take some time to deliver based on your cellular service provider.

Hi! , Your account has been activated. You can now login with your Email-id and Password: **← Click Here**

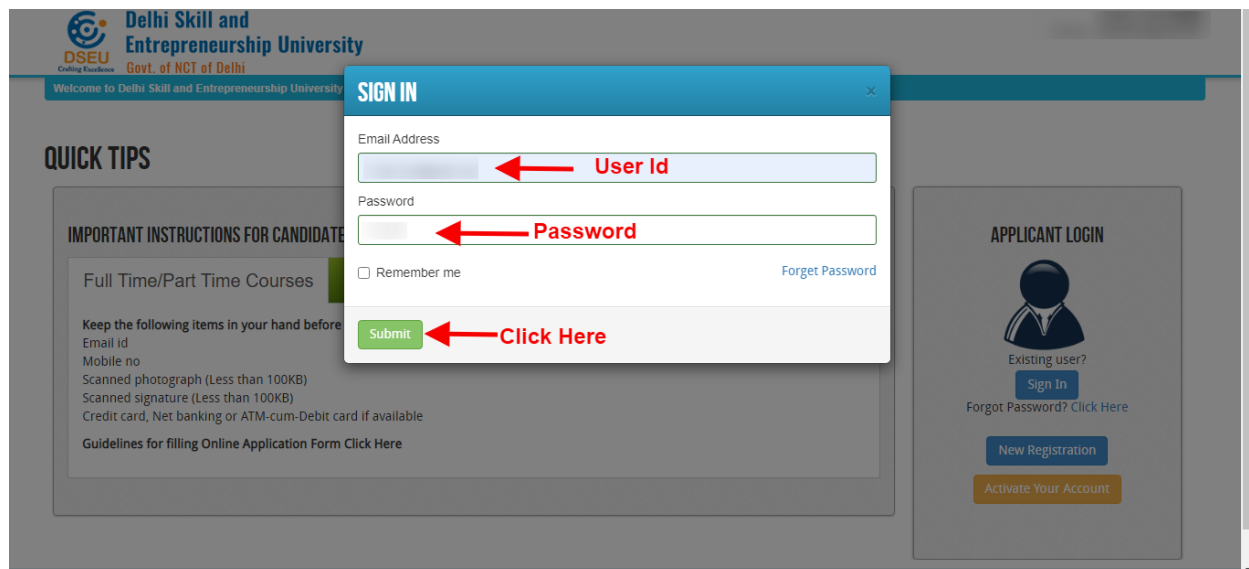
After successful validation, you will be allowed to login into the portal to complete the rest of the process.

2. HOW TO FILL THE APPLICATION FORM

Step 1: After activation and validation of your Registration on the Delhi Skill and Entrepreneurship University (DSEU) Portal, you can login into the application portal with your registered mail ID & password




The screenshot shows the DSEU portal home page. On the right side, there is an 'APPLICANT LOGIN' section. It features a user icon, the text 'Existing user?', a 'Sign In' button, and a link 'Forgot Password? Click Here'. Below this are two buttons: 'New Registration' and 'Activate Your Account'. A red arrow points from the text 'Click Here' to the 'Sign In' button.





This screenshot shows the same DSEU portal home page, but with a 'SIGN IN' modal window open in the center. The modal has a title bar 'SIGN IN' and a close button. It contains two input fields: 'Email Address' and 'Password'. A red arrow points to the 'Email Address' field with the label 'User Id'. Another red arrow points to the 'Password' field with the label 'Password'. Below the fields is a checkbox for 'Remember me' and a link 'Forget Password'. At the bottom of the modal is a green 'Submit' button, with a red arrow pointing to it and the label 'Click Here'.

After login, you will be able to see the dashboard then to proceed please click “My Application”

 **Delhi Skill and Entrepreneurship University**
DSEU Govt. of NCT of Delhi

Home / Dashboard / Dashboard

DASHBOARD



Click Here

INSTRUCTION FOR USE OF DASHBOARD


- **My Application :** To Select new courses or to fill up the Application Form.
- **Preview Form :** Completed Application Forms can be previewed in this section.
- **Make Payment :** Select the Completed Application Form & make payment using Credit Card, Net banking or ATM-cum-Debit Card (if Payment is active).

For the best view use Mozilla Firefox , Google Chrome browser

About Us| Terms & Conditions| Privacy Policy| Refund & Cancellation Policy| Contact Us

Copyright © 2021. All right reserved.

Then you will be able to see the following page with the title "Status of Applications"

 **Delhi Skill and Entrepreneurship University**
DSEU Govt. of NCT of Delhi

Home / Dashboard / My Application

MY APPLICATION(S)

1. Status of Application(s)

Note: Application shall be treated as successfully submitted only when the Application Fee has been paid by the Applicant. After successful payment of fee, Payment id will appear against the Application in the Payment Id Column.

Select Application:

Select Application Name:

Click Here

Select Application Name

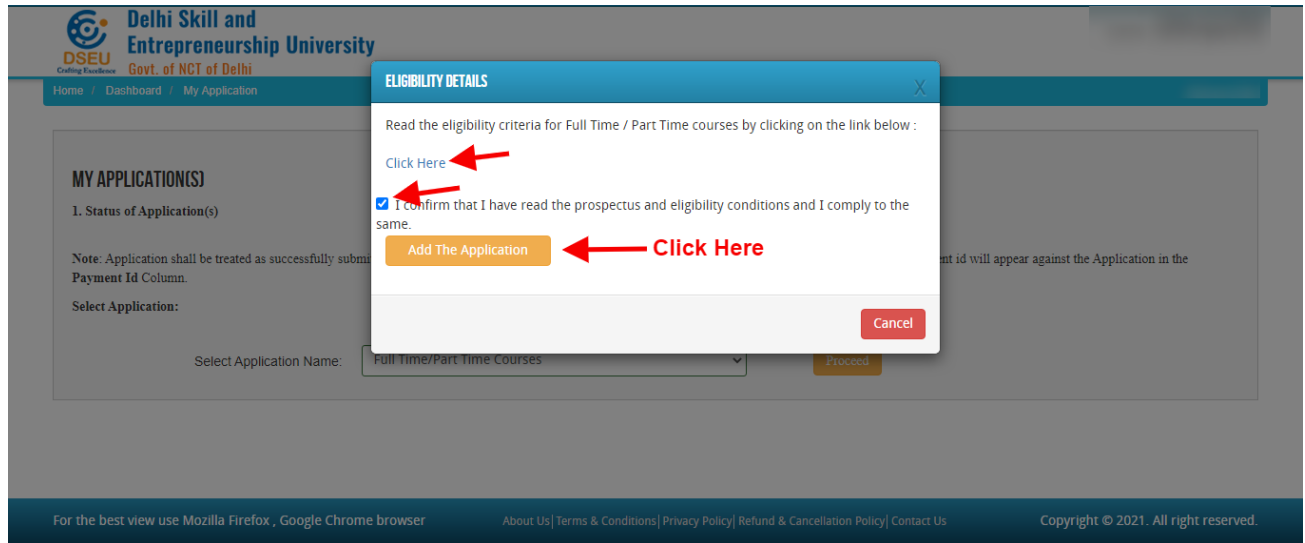
Proceed

For the best view use Mozilla Firefox , Google Chrome browser

About Us| Terms & Conditions| Privacy Policy| Refund & Cancellation Policy| Contact Us

Copyright © 2021. All right reserved.

Now the Confirmation Popup will appear on the screen, Check confirmation and click on “**Add the Application button**”. As shown in the screenshot below.



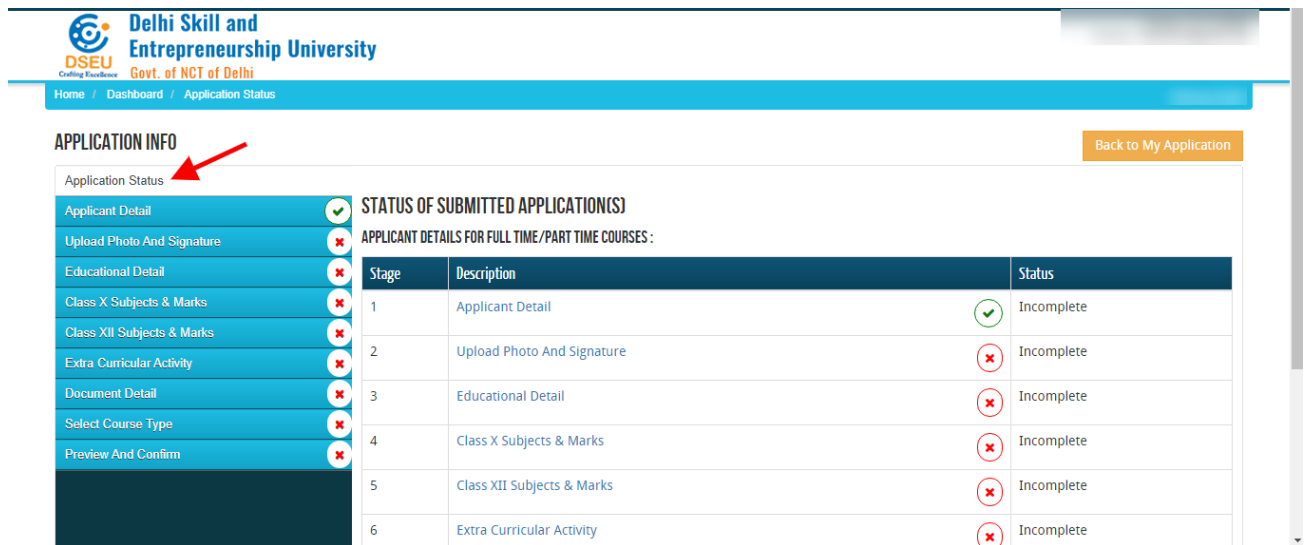
ELIGIBILITY DETAILS

Read the eligibility criteria for Full Time / Part Time courses by clicking on the link below :

[Click Here](#)

☒ I confirm that I have read the prospectus and eligibility conditions and I comply to the same.

[Add The Application](#) [Cancel](#)



APPLICATION INFO [Back to My Application](#)

Application Status

- Applicant Detail ☒
- Upload Photo And Signature ☐
- Educational Detail ☐
- Class X Subjects & Marks ☐
- Class XII Subjects & Marks ☐
- Extra Curricular Activity ☐
- Document Detail ☐
- Select Course Type ☐
- Preview And Confirm ☐

STATUS OF SUBMITTED APPLICATION(S)

APPLICANT DETAILS FOR FULL TIME/PART TIME COURSES :

| Stage | Description | Status |
|-------|----------------------------|--|
| 1 | Applicant Detail | <input checked="" type="checkbox"/> Incomplete |
| 2 | Upload Photo And Signature | <input type="checkbox"/> Incomplete |
| 3 | Educational Detail | <input type="checkbox"/> Incomplete |
| 4 | Class X Subjects & Marks | <input type="checkbox"/> Incomplete |
| 5 | Class XII Subjects & Marks | <input type="checkbox"/> Incomplete |
| 6 | Extra Curricular Activity | <input type="checkbox"/> Incomplete |

Now click on **Application Details** and then you will be able to see the applicant details page. As shown in the screenshot below.

APPLICATION INFO

[Click Here](#)

[Back to My Application](#)

- Application Status
- Applicant Detail
- Upload Photo And Signature
- Educational Detail
- Class X Subjects & Marks
- Class XII Subjects & Marks
- Extra Curricular Activity
- Document Detail
- Select Course Type
- Preview And Confirm

APPLICANT DETAILS FOR FULL TIME /PART TIME COURSES :

Candidate Name:

Father's Name:

Mother's Name:

Date of Birth:
26 years, 3 months, 27 days (as on 31-07-2021)

Gender:

Nationality:

Region: Location of School / (Centre in case of Open school) of Qualifying Examination

Category: (For SC, ST, OBC, EWS scan copy of related document as per prospectus will be required)

Persons with disability:

Are you a Defence Person?:

Are you belong to Kashmiri Migrant:

PERMANENT ADDRESS

Address Line 1:

Address Line 2:

City/Town/Village:

State:

PIN:

Alternate Mobile No.:

LandLine Phone:

CORRESPONDENCE ADDRESS

☒ IF CORRESPONDENCE ADDRESS IS SAME AS PERMANENT ADDRESS THEN CHECK THE BOX GIVEN

Address Line 1:

Address Line 2:

City/Town/Village:

State:

PIN:

Alternate Mobile No.:

LandLine Phone:

Email :

Mobile :

[Click Here](#)

[Save & Proceed](#)

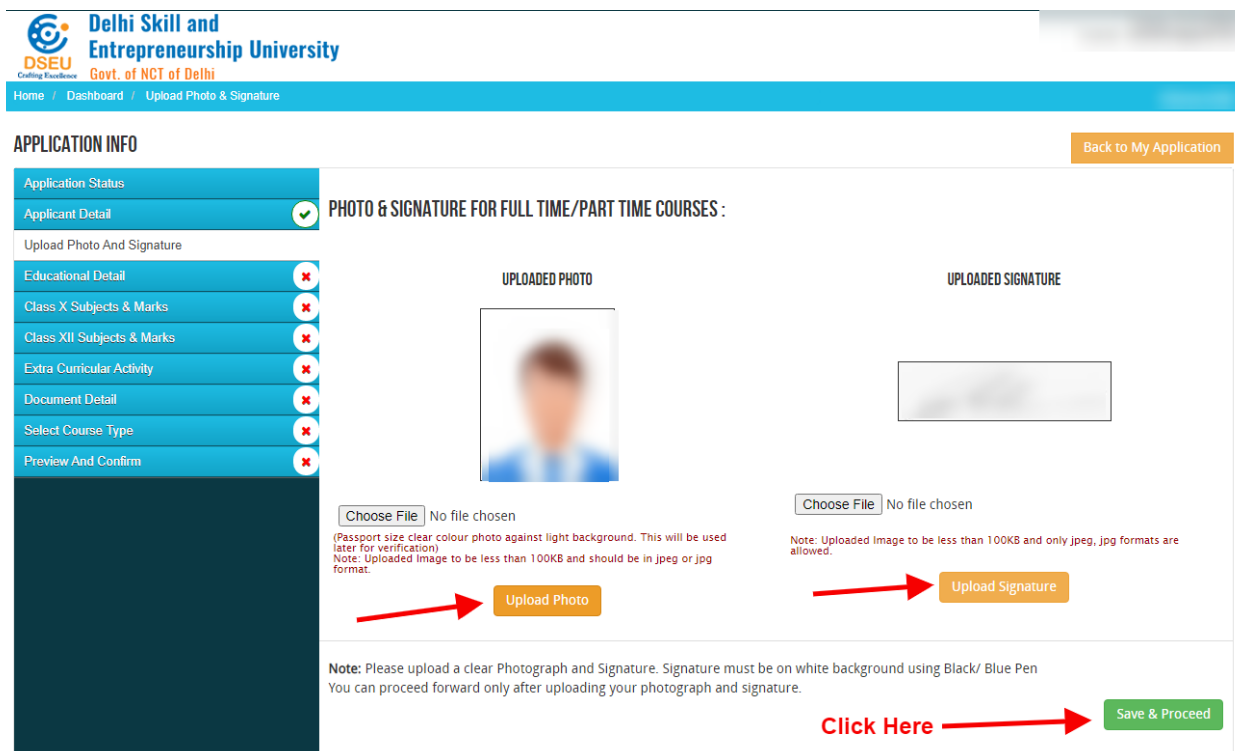
In the Applicant detail page please fill all the required details correctly

Note: Mandatory fields have been marked with red asterisks. They are to be essentially filled to 'Save' the form.

After filling up the application click on the 'Save and Continue' Button given at the bottom.

Photo & Signatures upload:

To upload the image file of your scanned passport size colour photograph and signature, click on the 'Upload Photograph and Signature' button available on the left panel. On clicking, you will see the following screen:



The screenshot displays the 'Upload Photo & Signature' page. On the left, a sidebar titled 'APPLICATION INFO' lists various sections: Application Status, Applicant Detail (marked with a green check), Upload Photo And Signature (active), Educational Detail, Class X Subjects & Marks, Class XII Subjects & Marks, Extra Curricular Activity, Document Detail, Select Course Type, and Preview And Confirm. The main content area is titled 'PHOTO & SIGNATURE FOR FULL TIME/PART TIME COURSES :'. It features two upload sections: 'UPLOADED PHOTO' and 'UPLOADED SIGNATURE'. Each section has a 'Choose File' button and a 'No file chosen' status. Below the photo upload section, a note specifies: '(Passport size clear colour photo against light background. This will be used later for verification) Note: Uploaded Image to be less than 100KB and should be in jpeg or jpg format.' Below the signature upload section, a note states: 'Note: Uploaded Image to be less than 100KB and only jpeg, jpg formats are allowed.' Red arrows point to the 'Upload Photo' and 'Upload Signature' buttons. At the bottom, a green 'Save & Proceed' button is highlighted with a red arrow and the text 'Click Here'. A 'Back to My Application' button is located in the top right corner.

After filling up the application click the 'Save and Proceed' button given at the bottom. Now, you have to fill the required fields of the 'Educational Details', here you have to fill various details of previous examinations and Click on the 'Save' button to proceed further.

Note: If your result is awaited then click on the “Result Awaited” checkbox button.

[Home](#) / [Dashboard](#) / [Academic Details](#) Welcome

APPLICATION INFO

Application Status
 Applicant Detail
 Upload Photo And Signature
Educational Detail
 Class X Subjects & Marks
 Class XII Subjects & Marks
 Extra Curricular Activity
 Document Detail
 Select Course Type
 Preview And Confirm

EDUCATIONAL DETAILS FOR FULL TIME/PART TIME COURSES :

Note: [Click here to reload page.](#)
for Marks Type 'CGPA' : Convert your CGPA into Percentage (Based on your Board/University Formula) and put this percentage in "Total %" textbox.
Result Awaited: Board / University and School / College Names are mandatory to be filled. You will be required to login later and edit your details once you get your results. All pages of your form will need to be re-confirmed at that time and only then will your application be considered for admission.

| Name of the Examination | Board / University | Year of Passing | School (Centre if Open School) | Marks Type | Obtained Marks/CGPA | Max Marks/CGPA | Total % |
|---|--------------------|-----------------|--------------------------------|---|---------------------|----------------|---------|
| 10th / Equivalent * | Central Boarc | 2018 | Delhi | Percenta | 300 | 600 | 50 |
| Roll No. 123456 | | | | <input type="checkbox"/> Result Awaited | | | |
| ITI 03 year course must be from Institutes located only in Delhi and affiliated to Directorate General of Trainings/ Board of Technical Education, Delhi. | | | | | | | |
| ITI (2 Years) | Select | Select | | Select | Marks Ob | CGPA Tot | |
| Roll No. | | | | <input type="checkbox"/> Result Awaited | | | |
| 12th / Equivalent | J&K State Boa | 1976 | 8746 | Percenta | 300 | 500 | 60 |
| Roll No. 754878 | | | | <input type="checkbox"/> Result Awaited | | | |

Note:
 1. Please make sure you read the eligibility requirements and fill all relevant academic details. If you omit relevant details you will not be eligible for such course options later at time of choice / preference filling.
 2. **Result Awaited:** Board / University and School / College Names are mandatory to be filled.

[Click Here](#) Save & Proceed

After entering the **Educational Details** press “**Save & Proceed**” to go to the next section

Class X Subjects & Markes: You need to fill class X marks of *all* the subjects and then Click on the 'Save & Proceed' button. If the subject name is not found then choose “Other” and type your subject name. If results are declared then fill the marks also here. Please read the eligibility condition of various courses as some of them require students to have taken specified subjects at Class X level for becoming eligible for those courses.

[Home](#) / [Dashboard](#) / [Academic Details](#) Welcome

APPLICATION INFO

[Back to My Application](#)

Application Status
 Applicant Detail
 Upload Photo And Signature
 Educational Detail
Class X Subjects & Marks
 Class XII Subjects & Marks
 Extra Curricular Activity
 Document Detail
 Select Course Type
 Preview And Confirm

CLASS X SUBJECTS AND MARKS FOR FULL TIME/PART TIME COURSES :

Please select the Subjects you have taken in your **Class 10th** board (if applicable) and what marks you have obtained in them respectively (if result is declared).

If your Subject is not in the list select Others.

| | | | | |
|-------------|------------|------------|------------|------------|
| Subject 1: | --Select-- | --Select-- | Obt. Marks | Max. Marks |
| Subject 2: | --Select-- | --Select-- | Obt. Marks | Max. Marks |
| Subject 3: | --Select-- | --Select-- | Obt. Marks | Max. Marks |
| Subject 4: | --Select-- | --Select-- | Obt. Marks | Max. Marks |
| Subject 5: | --Select-- | --Select-- | Obt. Marks | Max. Marks |
| Subject 6: | --Select-- | --Select-- | Obt. Marks | Max. Marks |
| Subject 7: | --Select-- | --Select-- | Obt. Marks | Max. Marks |
| Subject 8: | --Select-- | --Select-- | Obt. Marks | Max. Marks |
| Subject 9: | --Select-- | --Select-- | Obt. Marks | Max. Marks |
| Subject 10: | --Select-- | --Select-- | Obt. Marks | Max. Marks |

[Click Here](#) Save & Proceed

Class XII Subjects & Marks: You need to fill class XII marks of *all* the subjects and then Click on the 'Save & Proceed' button. If the subject name is not found then choose “Other” and type your subject name. If results are declared then fill the marks also here. Please read the eligibility condition of various courses as some of them require students to have taken specified subjects at Class XII level for becoming eligible for those courses


Home / Dashboard /

APPLICATION INFO Back to My Application

| | |
|----------------------------|---|
| Application Status | |
| Applicant Detail | ✓ |
| Upload Photo And Signature | ✓ |
| Educational Detail | ✓ |
| Class X Subjects & Marks | ✓ |
| Class XII Subjects & Marks | ✗ |
| Extra Curricular Activity | ✗ |
| Document Detail | ✗ |
| Select Course Type | ✗ |
| Preview And Confirm | ✗ |

CLASS XII SUBJECTS AND MARKS FOR FULL TIME/PART TIME COURSES :
 Please select the Subjects you have taken in your **Class 12th** board (if applicable) and what marks you have obtained in them respectively (if result is declared).
 If your Subject is not in the list select Others.

| | | | | |
|-------------|--------------------------|------------|------------|------------|
| Subject 1: | Bio Technology | Compulsory | | |
| Subject 2: | Business Studies | Compulsory | | |
| Subject 3: | Computer Science New XII | Compulsory | | |
| Subject 4: | Carnatic Percussion | Compulsory | | |
| Subject 5: | --Select-- | --Select-- | Obt. Marks | Max. Marks |
| Subject 6: | --Select-- | --Select-- | Obt. Marks | Max. Marks |
| Subject 7: | --Select-- | --Select-- | Obt. Marks | Max. Marks |
| Subject 8: | --Select-- | --Select-- | Obt. Marks | Max. Marks |
| Subject 9: | --Select-- | --Select-- | Obt. Marks | Max. Marks |
| Subject 10: | --Select-- | --Select-- | Obt. Marks | Max. Marks |

Click Here  Save & Proceed

After filling class XII marks an Extracurricular activity page will appear on the screen. Here you can add various extracurricular activities from the drop down list (maximum 3) and then Click on the “proceed to next page button”


Home / Dashboard / ECA Details

APPLICATION INFO Back to My Application

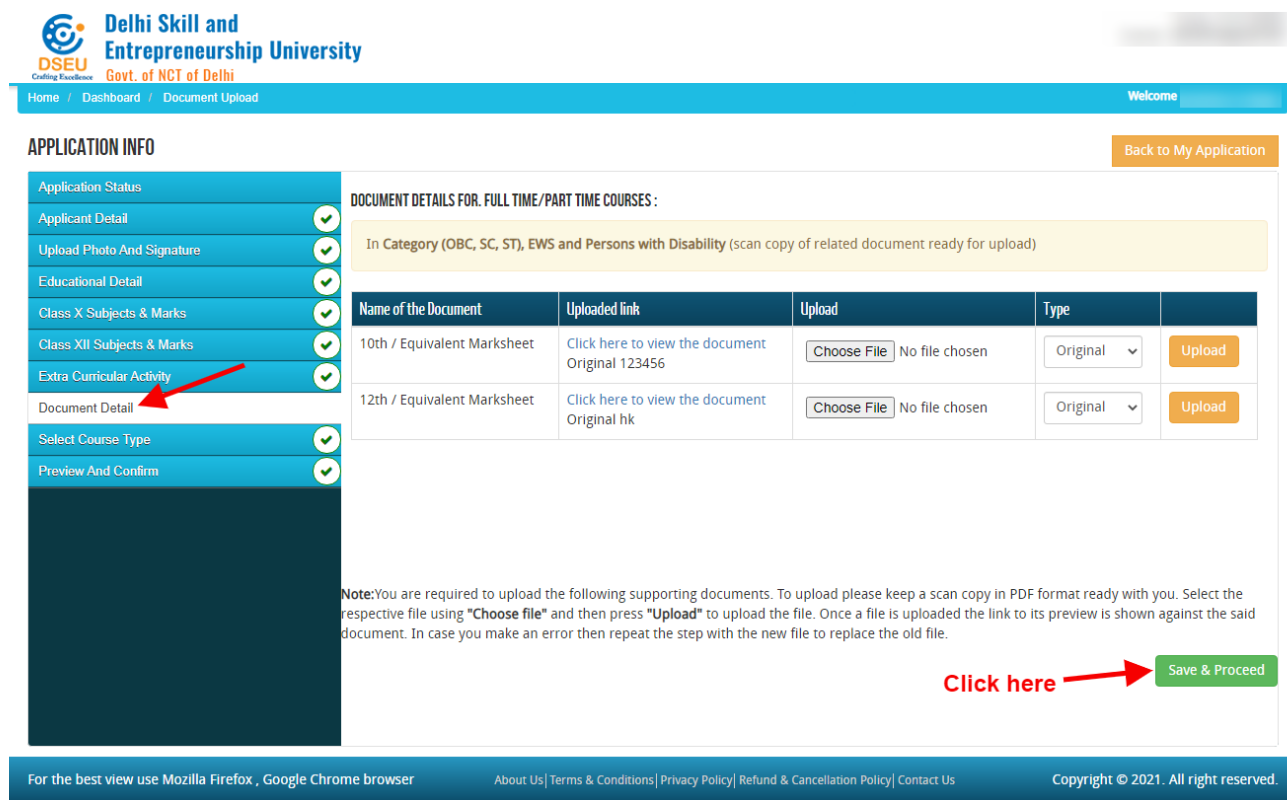
| | |
|----------------------------|---|
| Application Status | |
| Applicant Detail | ✓ |
| Upload Photo And Signature | ✓ |
| Educational Detail | ✓ |
| Class X Subjects & Marks | ✓ |
| Class XII Subjects & Marks | ✓ |
| Extra Curricular Activity | ✗ |
| Document Detail | ✗ |
| Select Course Type | ✗ |
| Preview And Confirm | ✗ |

EXTRA CURRICULAR ACTIVITY DETAILS FOR FULL TIME/PART TIME COURSES :
 Please select the **Activity** and related **Achievement** level from the drop down given. In "Details" write specific names/ranks/remarks related to that achievement. Once filled press **Save & Add New** to add the details to your form. Once you have added all required achievements press **Proceed to Next Page** to go to the next section. Please note you can add maximum of 3 achievements.

| Fields | Details |
|---------------|------------|
| Activity * | --Select-- |
| Achievement * | --Select-- |

Click Here  Save & Add New
Proceed to Next Page

Now you have to upload all the required Documents as PDF files in the “Document Details”. You have to choose the file and press on the “Upload button” for uploading the PDF files one by one for each document requested. Only after all required documents are uploaded will you be able to proceed forward.



Delhi Skill and Entrepreneurship University
DSEU
Govt. of NCT of Delhi

Home / Dashboard / Document Upload

Welcome

APPLICATION INFO [Back to My Application](#)

Application Status

Applicant Detail ✓

Upload Photo And Signature ✓

Educational Detail ✓

Class X Subjects & Marks ✓

Class XII Subjects & Marks ✓

Extra Curricular Activity ✓

Document Detail (indicated by a red arrow)

Select Course Type ✓

Preview And Confirm ✓

DOCUMENT DETAILS FOR FULL TIME/PART TIME COURSES :

In Category (OBC, SC, ST), EWS and Persons with Disability (scan copy of related document ready for upload)

| Name of the Document | Uploaded link | Upload | Type | |
|-----------------------------|--|---|----------|---------------------------------------|
| 10th / Equivalent Marksheet | Click here to view the document Original 123456 | <input type="button" value="Choose File"/> No file chosen | Original | <input type="button" value="Upload"/> |
| 12th / Equivalent Marksheet | Click here to view the document Original hk | <input type="button" value="Choose File"/> No file chosen | Original | <input type="button" value="Upload"/> |

Note: You are required to upload the following supporting documents. To upload please keep a scan copy in PDF format ready with you. Select the respective file using "Choose file" and then press "Upload" to upload the file. Once a file is uploaded the link to its preview is shown against the said document. In case you make an error then repeat the step with the new file to replace the old file.

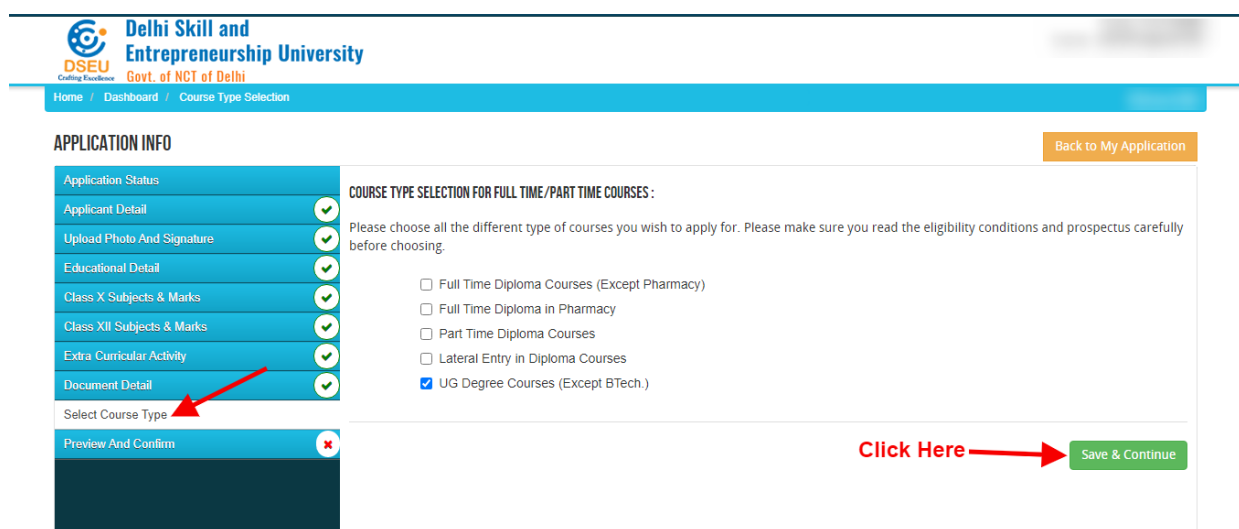
[Click here](#) (indicated by a red arrow)

For the best view use Mozilla Firefox , Google Chrome browser

About Us | Terms & Conditions | Privacy Policy | Refund & Cancellation Policy | Contact Us

Copyright © 2021. All right reserved.

Now the Course type page will appear on the screen, here you can select the Course Types you want to apply to. Please make sure you read the eligibility conditions properly. Once the right course types are chosen then click on the “Save & Continue” button. As shown in the screenshot below.



Delhi Skill and Entrepreneurship University
DSEU
Govt. of NCT of Delhi

Home / Dashboard / Course Type Selection

APPLICATION INFO [Back to My Application](#)

Application Status

Applicant Detail ✓

Upload Photo And Signature ✓

Educational Detail ✓

Class X Subjects & Marks ✓

Class XII Subjects & Marks ✓

Extra Curricular Activity ✓

Document Detail ✓

Select Course Type (indicated by a red arrow)

Preview And Confirm ✗


COURSE TYPE SELECTION FOR FULL TIME/PART TIME COURSES :

Please choose all the different type of courses you wish to apply for. Please make sure you read the eligibility conditions and prospectus carefully before choosing.

- ☐ Full Time Diploma Courses (Except Pharmacy)
- ☐ Full Time Diploma in Pharmacy
- ☐ Part Time Diploma Courses
- ☐ Lateral Entry in Diploma Courses
- ☒ UG Degree Courses (Except BTech.)


[Click Here](#) (indicated by a red arrow)

Now you can see the final form preview as shown in the screenshot below:



Delhi Skill and Entrepreneurship University
Govt. of NCT of Delhi

Home / Dashboard / Application Form View
Welcome




DELHI SKILL AND ENTREPRENEURSHIP UNIVERSITY

Government of NCT of Delhi

APPLICATION FORM

Session 2021-2022



1. Personal Information:

| | | | |
|---------------------------|-----------------------------|-----------------------------|---------------|
| Name: | Male | Date of Birth: | 04 April 1995 |
| Gender: | Male | Nationality: | Indian |
| Course: | Full Time/Part Time Courses | Persons with disability: | No |
| Category: | OBC | Region: | Outside Delhi |
| Are you a Defence Person: | NO | Are you a Kashmiri Migrant: | NO |

2. Permanent Address:

| | |
|-----------------|----------------------|
| Address Line 1: | ur |
| PIN/ZIP code: | State: |
| Landline No.: | Alternate Mobile No: |

3. Communication Address:

| | |
|-----------------|----------------------|
| Address Line 1: | ur |
| PIN/ZIP code: | State: |
| Landline No.: | Alternate Mobile No: |

4. Registered Mobile No. **5. Registered E-mail**

6. Family Details:

| | |
|---------------------------|------------------------------|
| Father's Name: Shyam Sahu | Mother's Name: Shushila Sahu |
|---------------------------|------------------------------|

7. Educational Qualification:

| Name of Examination | Year | Roll No | School (Centre if Open School) | Board/ University | Marks | CGPA | Percentage |
|---|------|------------|--------------------------------|--|-----------|------|------------|
| 10th / Equivalent | 2011 | 1122334455 | yes | Chhatisgarh Board of Secondary Education, Raipur | 500 / 700 | | 71.43 |
| ITI (2 Years) in Technician Medical Electronics | 2012 | 548765465 | yes | Affiliated to DGT/BTE, Delhi. | 500 / 800 | | 62.5 |
| 12th / Equivalent | 2015 | 5544332211 | yes | Chhatisgarh Board of Secondary Education, Raipur | 600 / 800 | | 75 |

8. Class X Subjects and Marks:

| S.N. | Subject | Type | Obtained Marks | Max Marks |
|------|--------------------------------------|------------|----------------|-----------|
| 1 | Apparel | Compulsory | 700.00 | 800.00 |
| 2 | Agriculture | Compulsory | 700.00 | 800.00 |
| 3 | Banking & Insurance | Compulsory | 700.00 | 700.00 |
| 4 | Carnatic Music (Melodic Instruments) | Compulsory | 700.00 | 700.00 |

9. Class XII Subjects and Marks:

| S.N. | Subject | Type | Obtained Marks | Max Marks |
|------|--------------------------|------------|----------------|-----------|
| 1 | Business Studies | Compulsory | 700.00 | 800.00 |
| 2 | Computer Science New XII | Compulsory | 700.00 | 800.00 |
| 3 | Carnatic Vocal | Compulsory | 700.00 | 700.00 |
| 4 | Carnatic Melodic | Compulsory | 700.00 | 700.00 |

10. Course Type Opted for:

| S.N. | Course Type |
|------|-----------------------------------|
| 1 | UG Degree Courses (Except BTech.) |


11. Extra-Curricular Activities


| S.N. | Type of Activity | Achievement | Details | Rank |
|------|------------------|---|---------|------|
| 1 | Coding | Top 3 position in Interschool / Zonal level | | |
| 2 | NCC / NSS | NCC - A / NSS 3rd Level | | |
| 3 | NCC / NSS | NCC - A / NSS 2nd level | | |

Declaration/ Undertaking by the Candidate:
I hereby declare that all the information given by me in this application is true and correct to the best of my knowledge and belief and nothing has been concealed. I also undertake that if any of the above statements or information are found to be incorrect or false or any information or particulars have been suppressed or omitted there from, I am liable to be disqualified and my candidature/admission may be cancelled without any notice. I have read and understood the contents of the Information Bulletin 2021-22 for the various Programmes offered by Delhi Skill & Entrepreneur University (DSEU). I acknowledge that filling of this form does not guarantee admission to DSEU.

Date: 05-07-2021

Printed on : 05-07-2021 03:59 PM


 (Signature of the candidate)


Click Here 

☐ I CONFIRM THE ABOVE
Confirm & Submit
Go Back


For the best view use Mozilla Firefox , Google Chrome browser
About Us | Terms & Conditions | Privacy Policy | Refund & Cancellation Policy | Contact Us
Copyright © 2021. All right reserved.

Now you can see all the details filled in by you. If everything is ok then click on the I CONFIRM THE ABOVE checkbox & Click on the 'Confirm & Submit' button.
In case you want to edit some details then click on the Go Back button

After confirming all the details you will be shown the **Proceed to Payment** button to start the payment process.



DELHI SKILL AND ENTREPRENEURSHIP UNIVERSITY
Government of NCT of Delhi
APPLICATION FORM
Session 2021-2022



1. Personal Information:

| | | | |
|---------------------------|-----------------------------|-----------------------------|---------------|
| Name: | | Date of Birth: | 04 April 1995 |
| Gender: | Male | Nationality: | Indian |
| Course: | Full Time/Part Time Courses | Persons with disability: | No |
| Category: | OBC | Region: | Outside Delhi |
| Are you a Defence Person: | NO | Are you a Kashmiri Migrant: | NO |

2. Permanent Address:

| | | |
|-----------------|--|-----------------------|
| Address Line 1: | | pur |
| PIN/ZIP code: | | State: |
| Landline No.: | | Alternate Mobile No.: |

3. Communication Address:

| | | |
|-----------------|--|-----------------------|
| Address Line 1: | | ur |
| PIN/ZIP code: | | State: |
| Landline No.: | | Alternate Mobile No.: |

4. Registered Mobile No. **5. Registered E-mail**

6. Family Details:

| | | | |
|----------------|------------|----------------|---------------|
| Father's Name: | Shyam Sahu | Mother's Name: | Shushila Sahu |
|----------------|------------|----------------|---------------|

7. Educational Qualification:

| Name of Examination | Year | Roll No | School (Centre if Open School) | Board/ University | Marks | CGPA | Percentage |
|---|------|------------|--------------------------------|--|-----------|------|------------|
| 10th / Equivalent | 2011 | 1122334455 | yes | Chhatisgarh Board of Secondary Education, Raipur | 500 / 700 | | 71.43 |
| ITI (2 Years) in Technician Medical Electronics | 2012 | 548765465 | yes | Affiliated to DGT/BTE, Delhi. | 500 / 800 | | 62.5 |
| 12th / Equivalent | 2015 | 5544332211 | yes | Chhatisgarh Board of Secondary Education, Raipur | 600 / 800 | | 75 |

8. Class X Subjects and Marks:

| S.N. | Subject | Type | Obtained Marks | Max Marks |
|------|--------------------------------------|------------|----------------|-----------|
| 1 | Apparel | Compulsory | 700.00 | 800.00 |
| 2 | Agriculture | Compulsory | 700.00 | 800.00 |
| 3 | Banking & Insurance | Compulsory | 700.00 | 700.00 |
| 4 | Carnatic Music (Melodic Instruments) | Compulsory | 700.00 | 700.00 |

9. Class XII Subjects and Marks:

| S.N. | Subject | Type | Obtained Marks | Max Marks |
|------|--------------------------|------------|----------------|-----------|
| 1 | Business Studies | Compulsory | 700.00 | 800.00 |
| 2 | Computer Science New XII | Compulsory | 700.00 | 800.00 |
| 3 | Carnatic Vocal | Compulsory | 700.00 | 700.00 |
| 4 | Carnatic Melodic | Compulsory | 700.00 | 700.00 |

10. Course Type Opted for:

| S.N. | Course Type |
|------|-----------------------------------|
| 1 | UG Degree Courses (Except BTech.) |


11. Extra-Curricular Activities

| S.N. | Type of Activity | Achievement | Details | Rank |
|------|------------------|---|---------|------|
| 1 | Coding | Top 3 position in Interschool / Zonal level | | |
| 2 | NCC / NSS | NCC - A / NSS 3rd Level | | |
| 3 | NCC / NSS | NCC - A / NSS 2nd level | | |

Declaration/ Undertaking by the Candidate:
I hereby declare that all the information given by me in this application is true and correct to the best of my knowledge and belief and nothing has been concealed.
I also undertake that if any of the above statements or information are found to be incorrect or false or any information or particulars have been suppressed or omitted there from, I am liable to be disqualified and my candidature/admission may be cancelled without any notice. I have read and understood the contents of the Information Bulletin 2021-22 for the various Programmes offered by Delhi Skill & Entrepreneur University (DSEU). I acknowledge that filling of this form does not guarantee admission to DSEU.

Date: 05-07-2021

Printed on : 05-07-2021 04:02 PM


(Signature of the candidate)

Click Here →

Proceed To Payment

Back

How to pay Application Fees?

SELECT APPLICATION(S) FOR PAYMENT OF APPLICATION PROCESSING FEE

Applicant Name :

Email-ID :

Mobile No. :

LIST OF COMPLETE APPLICATION(S) IS GIVEN BELOW:

| APPLICATION ID | Programme Name | Amount | Payment Type |
|------------------|-----------------------------|--------|-------------------------------------|
| DSEU000764584100 | Full Time/Part Time Courses | Rs 500 | <input type="text" value="ONLINE"/> |

☐ Credit Card ☒ Debit Card ☐ SBI Net Banking ☐ Net Banking on Other Banks

In case your previous transaction is not updated then click this button to process such previous payments.

[Refresh Previous Payment](#)


APPLICATION PROCESSING FEE RATES PER APPLICATION

| Payment details | Fees |
|------------------|-----------|
| Application Fees | Rs.500 |
| Services Charges | Rs.0.00 |
| Total | Rs.500.00 |

[Proceed To Pay](#)

Click Here

Step 1: To proceed with the online payment you need to select an online method (Credit Card, Debit card, SBI Net Banking or Net Banking on other banks.)

 **Delhi Skill and Entrepreneurship University**
DSEU Govt. of NCT of Delhi

Home / Dashboard / Payment

ONLINE PAYMENT

To proceed with the payment please click on the '**Pay Now Submit Application**' button below or in case you want to cancel the payment process then click on the '**Cancel**' button. Please note that NO changes in the details furnished by you in the Application form would be possible once you make the payment of Fee.

Summary of Candidate :
Name: [REDACTED]
Email: [REDACTED]
Mobile Number: [REDACTED]

Summary of the amount and TDR charges :
As per Banking / Payment Gateway rules, you would be also required to pay the online payment charges [TDR] in addition to the Application Fee as per the details given below:

| | |
|---------------------------------|-------------------|
| Amount Payable: | Rs. 500 |
| Payment Charges [TDR]: | Rs. 0 |
| Total Amount to be paid: | Rs. 500.00 |


Click Here

Note: Printout of the submitted online application form is to be retained by the candidate, the same has to be submitted along with the self-attested copies of supporting documents and the online application fee paid receipt at the time of counselling / admission, if selected.

Candidates must wait for at least 24 hours to get update about the success of payment. Please check your mail for Payment success mail received. Please inform us to the helpline email only after 24 hours and proper checking about any issues related to payment updation. While informing us in our mail id please do not forget to mention your email id through which you have registered, the application form id and your phone number.

For the best view use Mozilla Firefox , Google Chrome browser About Us| Terms & Conditions| Privacy Policy| Refund & Cancellation Policy| Contact Us Copyright © 2021. All right reserved.

Step 2: After selecting an online method and entering various card or netbanking details you will be shown the '**Proceed to Pay**' button then Click on the **Pay Now & Submit Application** button to complete your online application process.

 **Delhi Skill and Entrepreneurship University**
DSEU Govt. of NCT of Delhi


Home / Dashboard / Payment

Summary of the amount and TDR charges :
As per Banking / Payment Gateway rules, you would be also required to pay the online payment charges [TDR] in addition to the Application Fee as per the details given below:

| | |
|---------------------------------|-------------------|
| Amount Payable: | Rs. 500 |
| Payment Charges [TDR]: | Rs. 0 |
| Total Amount to be paid: | Rs. 500.00 |

Note: Printout of the submitted online application form is to be retained by the candidate, the same has to be submitted along with the self-attested copies of supporting documents and the online application fee paid receipt at the time of counselling / admission, if selected.

Candidates must wait for at least 24 hours to get update about the success of payment. Please check your mail for Payment success mail received. Please inform us to the helpline email only after 24 hours and proper checking about any issues related to payment updation. While informing us in our mail id please do not forget to mention your email id through which you have registered, the application form id and your phone number.

 **DSEU**
Delhi Skill and Entrepreneurship University
₹ 500

English

☒ [REDACTED]

DEBIT CARD

☒ Pay using Card
Only debit cards supported

Click Here

PAY ₹ 500

For the best view use Mozilla Firefox , Google Chrome browser About Us| Terms & Conditions| Privacy Policy| Refund & Cancellation Policy| Contact Us Copyright © 2021. All right reserved.

After successful payment you can click on the **Print** button and **Save** your form for future correspondence.